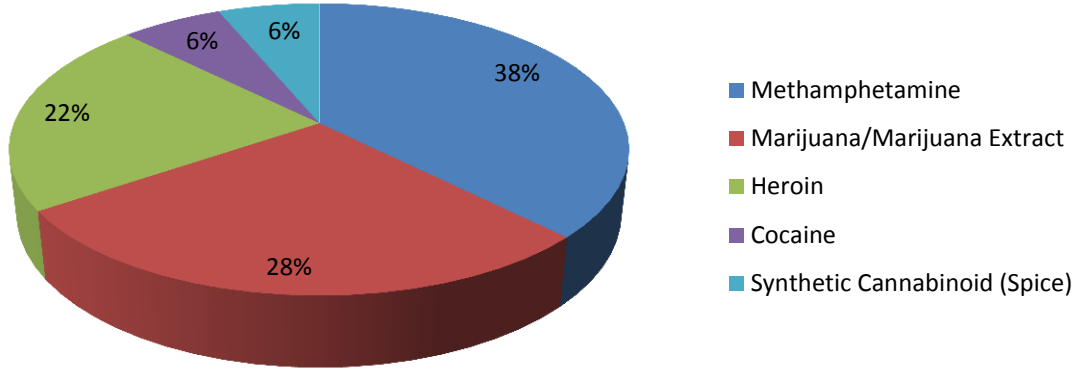


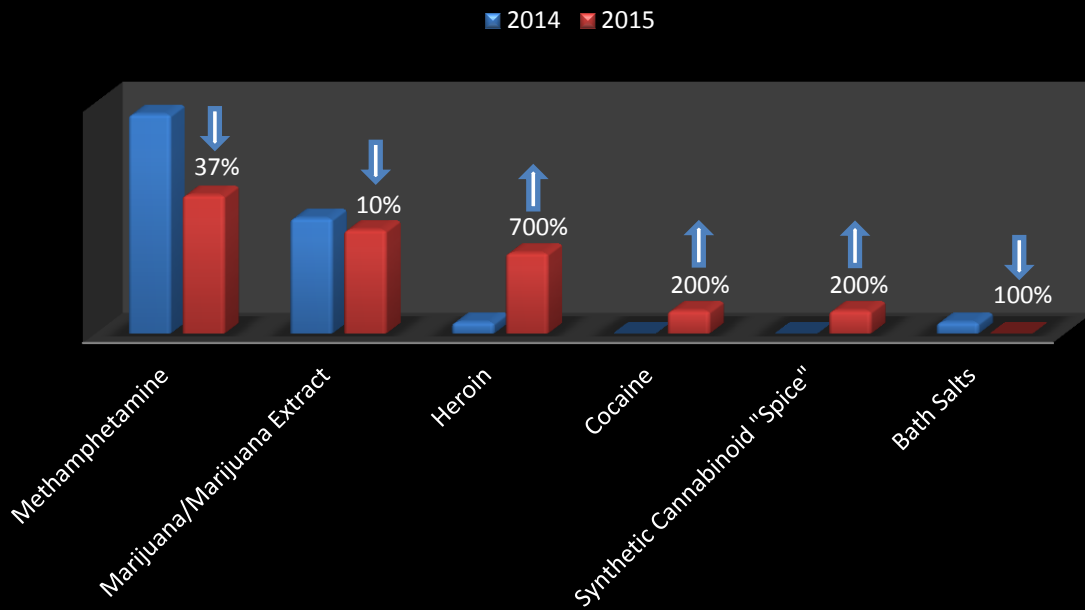
**COMMUNITY ACTION TEAM
SELF-INITIATED ACTIVITY STATS
JANUARY 1, 2015 – OCTOBER 1, 2015**

❖ <u>Distribution of Controlled Substance Investigations:</u>	(32)
• Methamphetamine	(12)
• Marijuana/Marijuana Extract	(9)
• Heroin	(7)
• Cocaine	(2)
• Synthetic Cannabinoid (“Spice”)	(2)
❖ <u>Controlled Substance Seizures:</u>	(Approx. 3557g)
(from above distribution cases)	
• Marijuana	(1600g)
• Marijuana Extract (Hash Oil)	(690g)
• Synthetic Cannabinoid (Spice)	(664g)
• Methamphetamine	(290g)
• Cocaine	(171g)
• Heroin	(142g)
❖ <u>Total Cash Seizures:</u>	(\$35,267.00)
❖ <u>Search Warrants Executed:</u>	(50)
❖ <u>Priority Offender Arrests:</u>	(10)
❖ <u>Prescription Pill Diversion Investigations:</u>	(10)
❖ <u>Other Investigations:</u>	(5)
(Burglary, Felon in Possession of a Firearm, Fraud/Forgery)	
❖ <u>Controlled Purchases made by an Informant:</u>	(12)
❖ <u>Controlled Purchases made by an Undercover Officer:</u>	(4)
❖ <u>Federal Drug Indictments:</u>	(6)
❖ <u>Number of Local Distributors Arrested (Felony Dist.):</u>	(26)

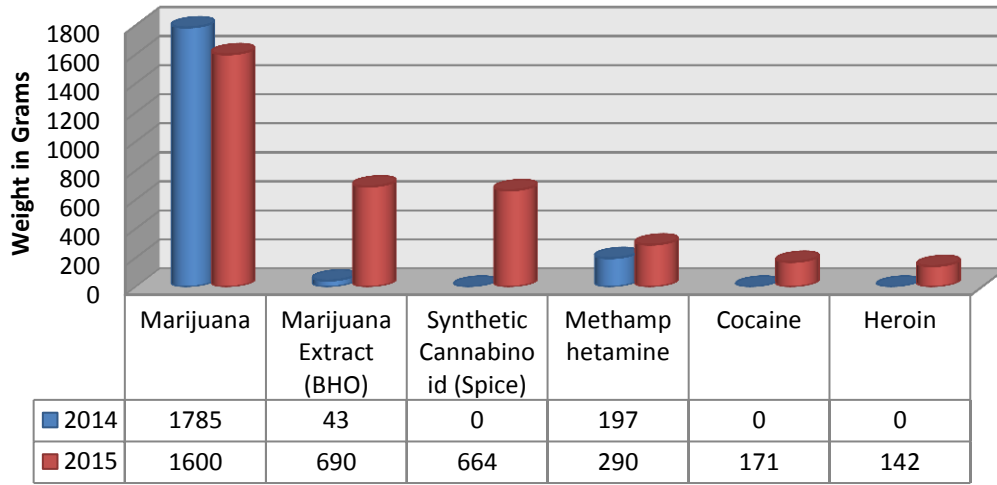
CAT Controlled Substance Investigations 2015



Controlled Substance Investigation Comparison 2014 - 2015



Controlled Substance Seizure Comparison 2014 - 2015



Prescription Pill Diversion vs. Heroin Cases Comparison 2014 - 2015

